

FIRE BLANKET MANUAL

DESCRIPTION

Fire Blanket is designed for extinguishing small fires, particularly in kitchens. It smothers flames by cutting of oxygen supply. Suitable for use on grease/oil fires and electric fires.

Caution: Only Fire Blankets of minimum size 1.2 x 1.8 m are considered suitable for smothering person whose clothes are on fire.

MATERIAL

PADTEX INSULATION produced Fire Blankets are made from fiber glass fabric with heat resistance is up to 600 °C.

SIZE AND WEIGHT

SIZE, m	1.0 x 1.0	1.0 x 1.2	1.2 x 1.2	1.2 x 1.8	1.6 x 1.8	1.8 x 1.8	1.6 x 2.0
WEIGHT, kg	0.430	0.520	0.620	0.930	1.240	1.40	1.40

*Other sizes available on request




STORAGE

- *Store Fire Blankets in producer's packing
- *Avoid form direct sunlight
- *Store Fire Blankets in a dry well-ventilated place

LIFE TIME

The service lite time of the Fire Blankets is 5 years.

INSTRUCTION FOR USE

STEP 1		OPEN THE PACKAGE: *Pull down the tabs to remove the blanket from the casing.
STEP 2		HOLD THE BLANKET PROPERLY: *Hold the blanket in front of You for protection; *Hold top edge of the blanket and protect Your hands by folding the blanket over them; *Gently cover the burnt material completely.
STEP 3		*Switch off heat supply if it is safe to do; *Material has to be covered until cooling; *Call emergency services if needed.

DISPOSAL

If blanket has been used to extinguish a fire or it is damaged, it should be disposed in accordance with national regulations.

STANDARDS

EN 1869:2019